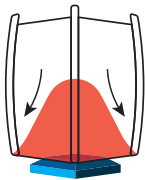


The Cone Table Elite (CTE)

Spiroflow
by AKONA

The industry's best high densification, high rate, high accuracy bulk bag filler.

The Spiroflow Cone Table Elite (CTE) bulk bag filler is named for Spiroflow's patented cone table densification system - and is the only cone table filling machine on the market. This unique technology injects vibration energy directly into the bag, densifying and dispersing material in the bag, increasing weight per filled bag, increasing bag stability, and bulk bag filling throughput (vs. traditional through pallet filling methods).



1. BUILD A STABLE BASE

Geometry creates a stable base



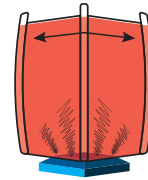
2. TRANSFER MAXIMUM ENERGY

Efficient energy transfer



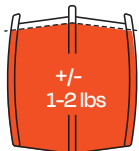
3. STRETCH THE BULK BAG

Bag stretches up to 5%



4. REMOVES THE ANGLES OF REPOSE

Flat top removes angle of repose




FILL ACCURATELY FOR LESS GIVEAWAY

With the CTE's weighing accuracy of +/- 1-2 lbs., there's no need to excessively overfill to avoid short selling your customers. Recover revenue with minimized product waste, even at industry best-in-class bagging rates of up to 40+ bags per hour.

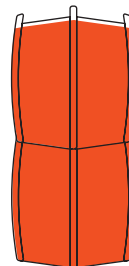
FILLING FULL = USING FEWER BAGS

The CTE's industry-leading densification means as much as 25% more product can fit in the exact same bag. Fewer bags means less operator handling and labor and savings on bag costs. In many cases, our Customers are able to successfully fill using less expensive bags than what they have traditionally used.



SHIP FEWER CONTAINERS

Fewer bags means fewer shipments. More weight per container means fewer containers. With the CTE, you will recover revenues of up to 25% on shipping costs quickly by paying for fewer containers or trucks to ship the same amount of product.



SAFELY STACK HIGHER

CTE-filled bags are more stable and safe to stack two high. In storage, stacking saves space and storage costs. With a stable, flat top, operators can even stack bags two high in the filler while working and take fewer forklift trips for increased productivity.

HOW CAN THE SPIROFLOW CTE FIT INTO YOUR WORKFLOW?

Our dedicated team of experts is committed to providing the right solution, not just any solution.

That's why we offer full system solutions to help you move what matters.